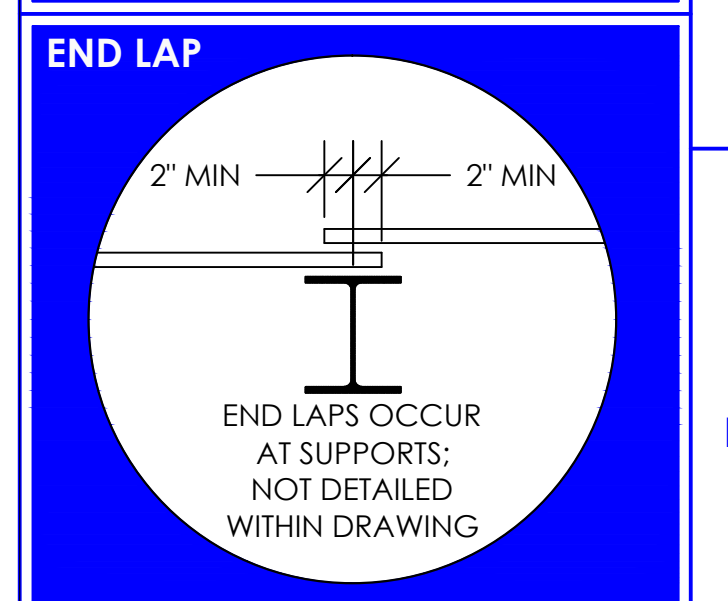
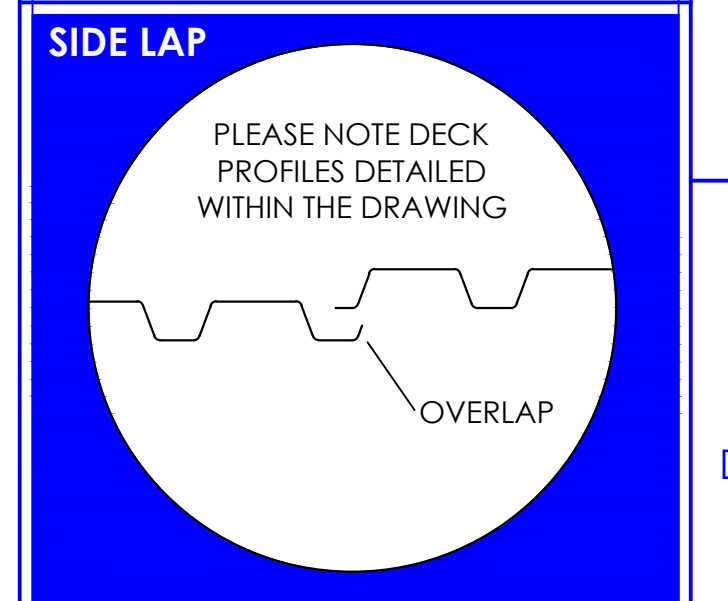
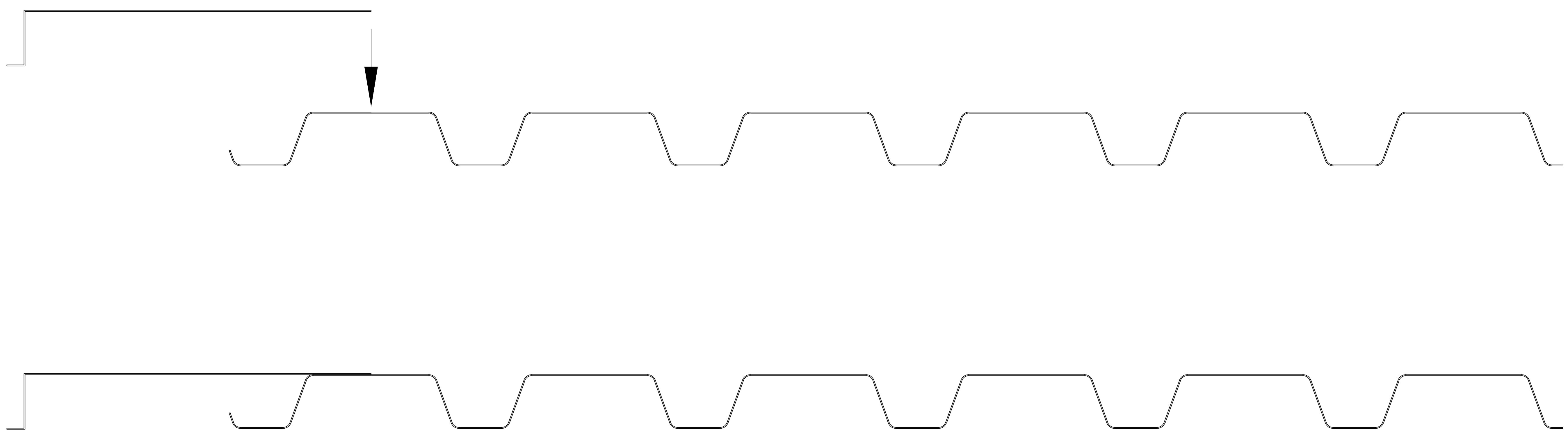


FASTENING DETAIL	
	36W FASTEN AT EACH SUPPORT
	30W FASTEN AT EACH SUPPORT
	24W FASTEN AT EACH SUPPORT
	18W FASTEN AT EACH SUPPORT
	12W FASTEN AT EACH SUPPORT
	6W FASTEN AT EACH SUPPORT
	36 (STANDARD)
	36F (STANDARD)
	30 (SPECIAL)
	30T (SPECIAL)
	30F (SPECIAL)
	24 (SPECIAL)
	24T (SPECIAL)
	24F (SPECIAL)
	18T (STANDARD)
	18F (STANDARD)
	12T (STANDARD)
	12F (STANDARD)
	6T (STANDARD)
	6F (STANDARD)
	12FF (SPECIAL)

FILLER PIECE (Z-CLOSURE)
CAN VARY LENGTH OF TOP FLANGE
TO COVER THE OVERALL GAP



THIS DRAWING IS PROVIDED FOR THE PURPOSE OF CREATING A DECK LAYOUT OF THE FLOORING SYSTEM. SUMMIT IS GENERALLY NOT INVOLVED IN THE COMPLETE DESIGN AND IMPLEMENTATION OF THE END USER'S STORAGE SYSTEM AND THEREFORE NOT FULLY AWARE OF THE PROJECT SCOPE. IT IS THE RESPONSIBILITY OF THE CUSTOMER NOTED BELOW TO CONFIRM THAT ALL OF THE INFORMATION DETAILED IS ACCURATE. SUMMIT SHALL NOT BE RESPONSIBLE FOR ANY ERRORS, OMISSIONS, AND/OR DAMAGES RESULTING FROM THE USE OF THIS DRAWING.

THIS DRAWING IS CONFIDENTIAL AND THE PROPERTY OF SUMMIT METAL PRODUCTS. ALL INFORMATION CONTAINED HEREIN SHALL NOT BE COPIED OR DISCLOSED TO ANY OUTSIDE PARTIES WITHOUT EXPRESS WRITTEN PERMISSION FROM SUMMIT.

TITLE: Z-CLOSURE FILLER PIECE	
CUSTOMER:	
DRAWING IDENTIFICATION:	
PROJECT NUMBER:	DATE: 3/15/2019 SHEET: 1 OF 1