


FASTENING DETAIL

30W FASTEN AT EACH SUPPORT
30W FASTEN AT EACH SUPPORT
20W FASTEN AT EACH SUPPORT
18W FASTEN AT EACH SUPPORT
12W FASTEN AT EACH SUPPORT
6W FASTEN AT EACH SUPPORT

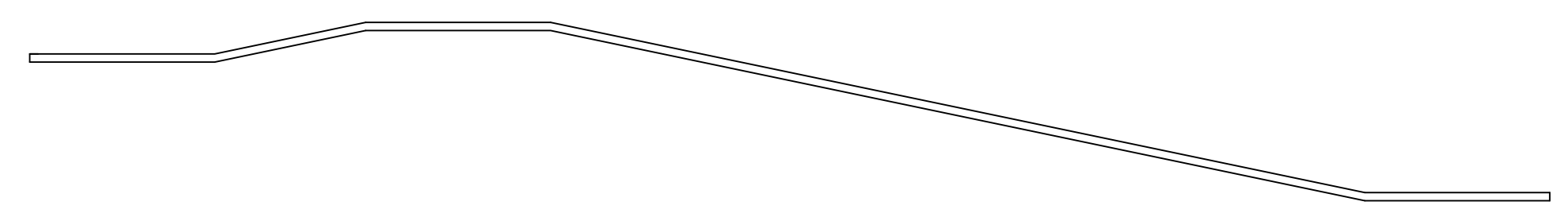
	36 (STANDARD)
	36T (STANDARD)
	36F (STANDARD)
	30 (SPECIAL)
	30T (SPECIAL)
	30F (SPECIAL)
	24 (SPECIAL)
	24T (SPECIAL)
	24F (SPECIAL)
	18T (STANDARD)
	18F (STANDARD)
	12T (STANDARD)
	12F (STANDARD)
	6T (STANDARD)
	6F (STANDARD)
	12FF (SPECIAL)

KICKPLATE (1):



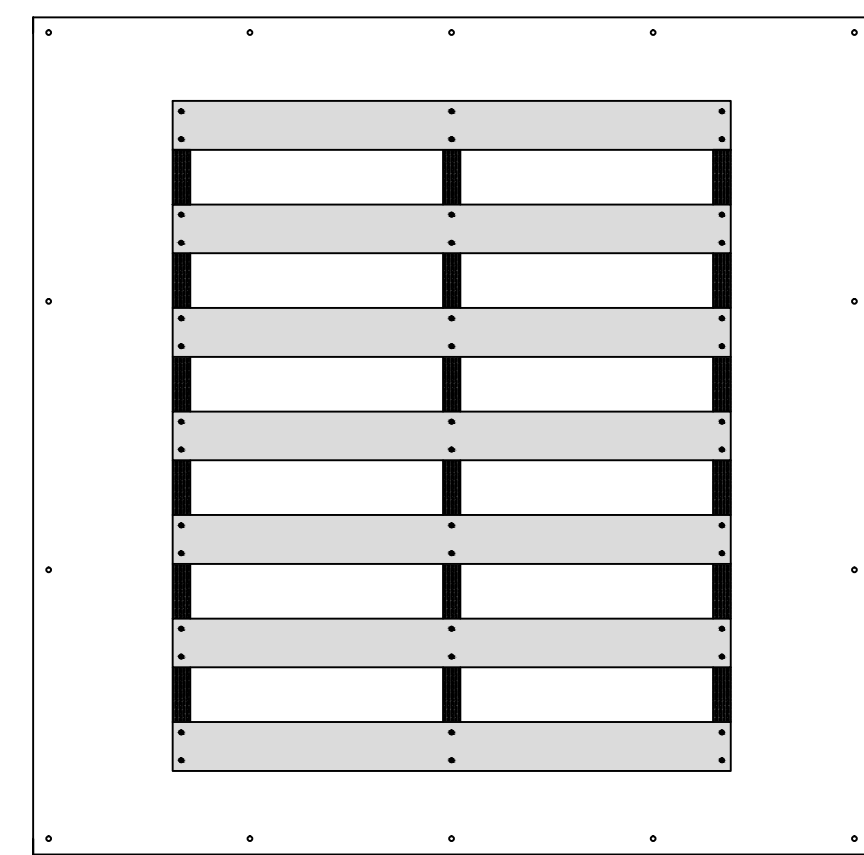
- TYPICAL DIMENSIONS:
6.25 X 1.75 X 120L X 14GA (AS SHOWN ABOVE)
4.00 X 1.75 X 120L X 14GA (WOOD FLOOR MOUNT)
- TYPICAL FINISH = GALVANIZED STEEL
- CAN PROVIDE A LAYOUT AND MANUFACTURE CUSTOM SIZES TO FIT WITHIN ANY OBSTRUCTIONS MINIMIZING OR ELIMINATING FIELD CUTTING

FLOOR TRANSITION PLATE (3):




- TYPICALLY 10GA GALVANIZED STEEL
- CUSTOM DESIGNED AND FABRICATED TO TRANSITION TWO DISTINCT FLOOR ELEVATIONS

PALLET DROP PLATE (2):

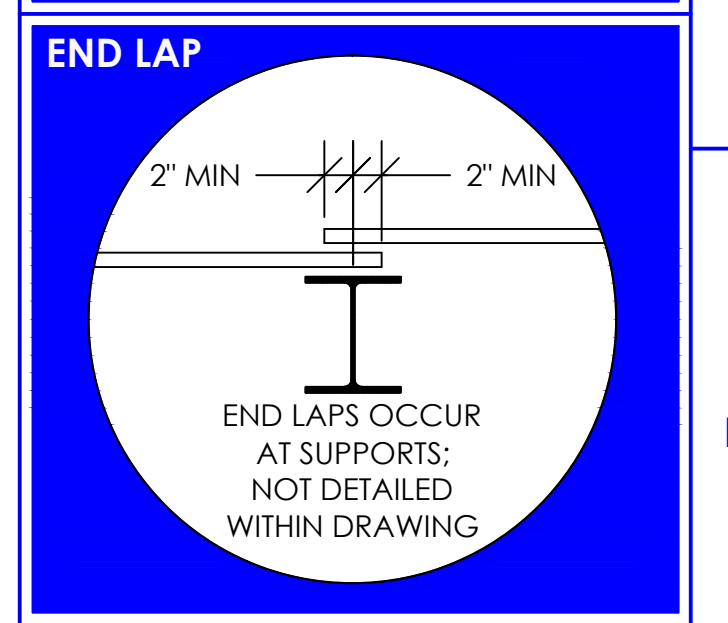
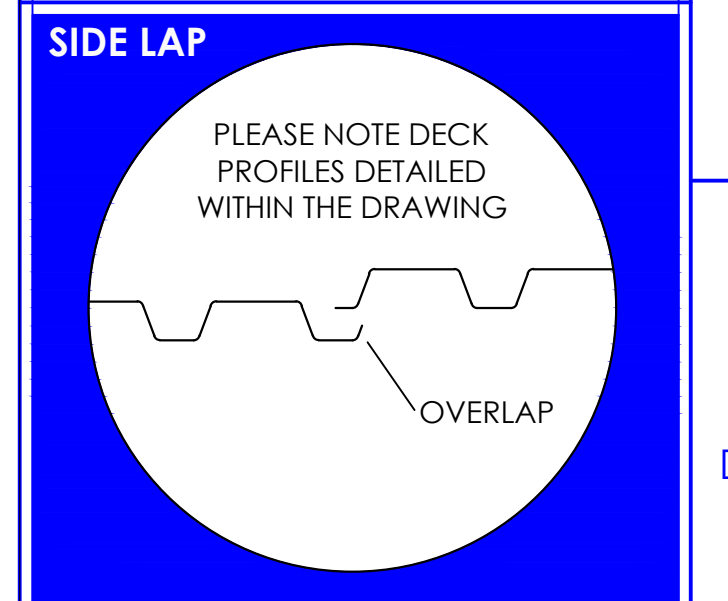


- TYPICAL DIMENSIONS = 60 X 60 X 10GA
- TYPICAL FINISH = GALVANIZED
- COUNTERSUNK HOLES TO ACCOMODATE FLAT HEAD FASTENERS
- BEVELED EDGES NOT REQUIRED UNDER 3/16"
- CUSTOM DESIGNS/SIZES AVAILABLE

DECK CLOSURE (4):



- TYPICAL DIMENSIONS = 2.25 X 1.50 X 120L X 18GA
- FINISH = WHITE OR GALVANIZED TO MATCH DECK
- CAN MANUFACTURE ANY SIZE UP TO 120" LENGTHS



THIS DRAWING IS PROVIDED FOR THE PURPOSE OF CREATING A DECK LAYOUT OF THE FLOORING SYSTEM. SUMMIT IS GENERALLY NOT INVOLVED IN THE COMPLETE DESIGN AND IMPLEMENTATION OF THE END USER'S STORAGE SYSTEM AND THEREFORE NOT FULLY AWARE OF THE PROJECT SCOPE. IT IS THE RESPONSIBILITY OF THE CUSTOMER NOTED BELOW TO CONFIRM THAT ALL OF THE INFORMATION DETAILED IS ACCURATE. SUMMIT SHALL NOT BE RESPONSIBLE FOR ANY ERRORS, OMISSIONS, AND/OR DAMAGES RESULTING FROM THE USE OF THIS DRAWING.

THIS DRAWING IS CONFIDENTIAL AND THE PROPERTY OF SUMMIT METAL PRODUCTS. ALL INFORMATION CONTAINED HEREIN SHALL NOT BE COPIED OR DISCLOSED TO ANY OUTSIDE PARTIES WITHOUT EXPRESS WRITTEN PERMISSION FROM SUMMIT.

TITLE: MEZZANINE DECK ACCESSORIES

CUSTOMER:

DRAWING IDENTIFICATION:

PROJECT NUMBER: DATE: 10/16/2018 SHEET: 1 OF 1